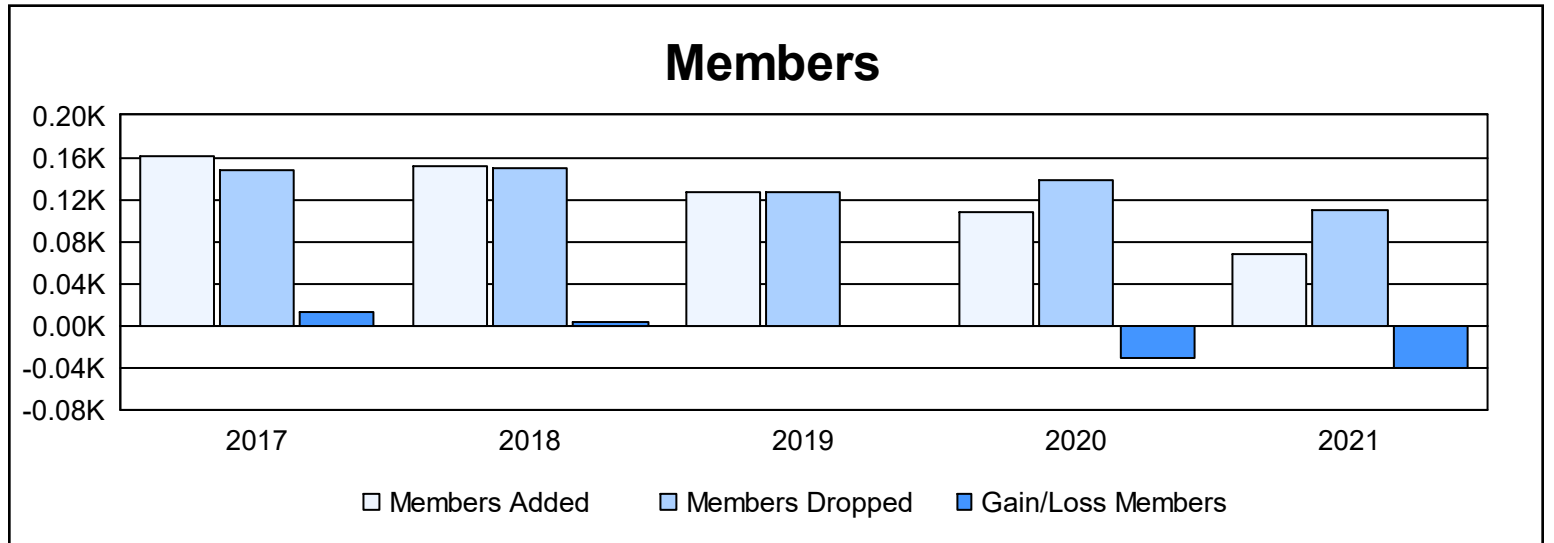
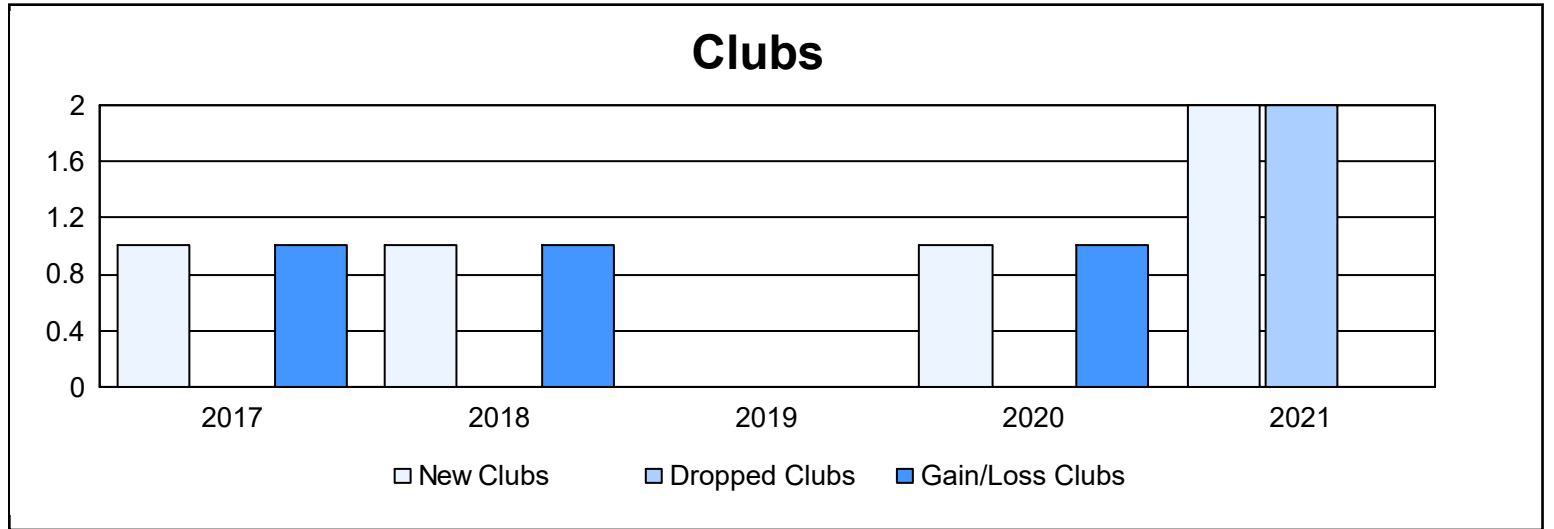
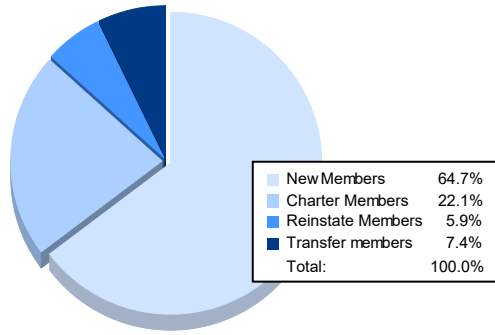


| Year | New Clubs | Dropped Clubs | Gain/ Loss Clubs | New Members | Charter Members | Reinstate Members | Transfer Members | Total Member Added | Total Members Dropped | Gain/ Loss Members |
|----------------|-----------|---------------|------------------|-------------|-----------------|-------------------|------------------|--------------------|-----------------------|--------------------|
| 2016-2017 | 1 | 0 | 1 | 128 | 20 | 3 | 10 | 161 | 148 | 13 |
| 2017-2018 | 1 | 0 | 1 | 111 | 24 | 1 | 16 | 152 | 149 | 3 |
| 2018-2019 | 0 | 0 | 0 | 112 | 0 | 7 | 7 | 126 | 126 | 0 |
| 2019-2020 | 1 | 0 | 1 | 60 | 35 | 3 | 10 | 108 | 138 | -30 |
| 2020-2021 | 2 | 2 | 0 | 44 | 15 | 4 | 5 | 68 | 109 | -41 |
| Average | 1 | 0 | 1 | 91 | 19 | 4 | 10 | 123 | 134 | -11 |



Membership Composition June 2021 Cumulative



Gender Composition June 2021 Cumulative

